

CACTUS DRYER UNIT - DUAL CONTROLLER POWER DISTRIBUTION / WIRING SCHEMATIC

SHEET 00 OF 04

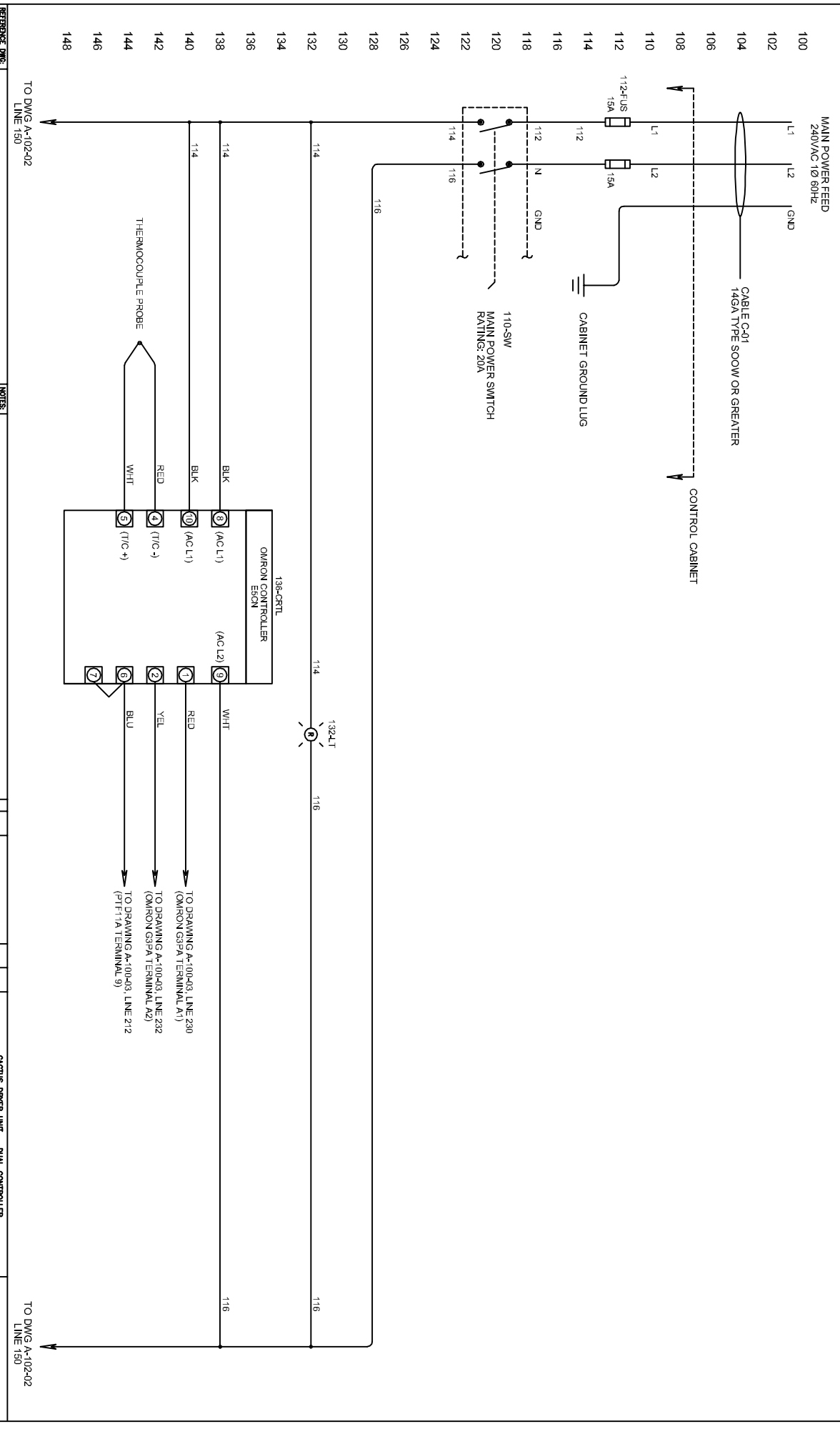
CACTUS MACHINERY
1570 GEORGETOWN ROAD
HUDSON, OHIO 44236

REFERENCE DIM:		NOTES:	
1	UNIT FOR CONNECTION	DATE	BY
2	DESCRIPTION	DATE	BY
3	REVISION	DATE	BY
4	REVISION	DATE	BY
5	REVISION	DATE	BY
6	REVISION	DATE	BY
7	REVISION	DATE	BY
8	REVISION	DATE	BY
9	REVISION	DATE	BY
10	REVISION	DATE	BY
11	REVISION	DATE	BY
12	REVISION	DATE	BY
13	REVISION	DATE	BY
14	REVISION	DATE	BY
15	REVISION	DATE	BY
16	REVISION	DATE	BY
17	REVISION	DATE	BY
18	REVISION	DATE	BY
19	REVISION	DATE	BY
20	REVISION	DATE	BY
21	REVISION	DATE	BY
22	REVISION	DATE	BY
23	REVISION	DATE	BY
24	REVISION	DATE	BY
25	REVISION	DATE	BY
26	REVISION	DATE	BY
27	REVISION	DATE	BY
28	REVISION	DATE	BY
29	REVISION	DATE	BY
30	REVISION	DATE	BY
31	REVISION	DATE	BY
32	REVISION	DATE	BY
33	REVISION	DATE	BY
34	REVISION	DATE	BY
35	REVISION	DATE	BY
36	REVISION	DATE	BY
37	REVISION	DATE	BY
38	REVISION	DATE	BY
39	REVISION	DATE	BY
40	REVISION	DATE	BY
41	REVISION	DATE	BY
42	REVISION	DATE	BY
43	REVISION	DATE	BY
44	REVISION	DATE	BY
45	REVISION	DATE	BY
46	REVISION	DATE	BY
47	REVISION	DATE	BY
48	REVISION	DATE	BY
49	REVISION	DATE	BY
50	REVISION	DATE	BY
51	REVISION	DATE	BY
52	REVISION	DATE	BY
53	REVISION	DATE	BY
54	REVISION	DATE	BY
55	REVISION	DATE	BY
56	REVISION	DATE	BY
57	REVISION	DATE	BY
58	REVISION	DATE	BY
59	REVISION	DATE	BY
60	REVISION	DATE	BY
61	REVISION	DATE	BY
62	REVISION	DATE	BY
63	REVISION	DATE	BY
64	REVISION	DATE	BY
65	REVISION	DATE	BY
66	REVISION	DATE	BY
67	REVISION	DATE	BY
68	REVISION	DATE	BY
69	REVISION	DATE	BY
70	REVISION	DATE	BY
71	REVISION	DATE	BY
72	REVISION	DATE	BY
73	REVISION	DATE	BY
74	REVISION	DATE	BY
75	REVISION	DATE	BY
76	REVISION	DATE	BY
77	REVISION	DATE	BY
78	REVISION	DATE	BY
79	REVISION	DATE	BY
80	REVISION	DATE	BY
81	REVISION	DATE	BY
82	REVISION	DATE	BY
83	REVISION	DATE	BY
84	REVISION	DATE	BY
85	REVISION	DATE	BY
86	REVISION	DATE	BY
87	REVISION	DATE	BY
88	REVISION	DATE	BY
89	REVISION	DATE	BY
90	REVISION	DATE	BY
91	REVISION	DATE	BY
92	REVISION	DATE	BY
93	REVISION	DATE	BY
94	REVISION	DATE	BY
95	REVISION	DATE	BY
96	REVISION	DATE	BY
97	REVISION	DATE	BY
98	REVISION	DATE	BY
99	REVISION	DATE	BY
100	REVISION	DATE	BY

CACTUS DRYER UNIT - DUAL CONTROLLER
POWER DISTRIBUTION / WIRING SCHEMATIC

CACTUS MACHINERY

DATE: _____
BY: _____
SCALE: _____
DRAWING NUMBER: A-103-00



REFERENCE DWG:

NOTES:

NO.	REV.	DATE	DESCRIPTION	BY	CHKD.
1			FOR CONSTRUCTION		
2			REVISION		
3					
4					
5					

TO DWG A-102-02
LINE 150

TO DWG A-102-02
LINE 150

148

146

144

142

140

138

136

134

132

130

128

126

124

122

120

118

116

114

112

110

108

106

104

102

100

98

96

94

92

90

88

86

84

82

80

78

76

74

72

70

68

66

64

62

60

58

56

54

52

50

48

46

44

42

40

38

36

34

32

30

28

26

24

22

20

18

16

14

12

10

8

6

4

2

0

1

2

3

4

5

6

7

8

9

10

11

12

13

14

15

16

17

18

19

20

21

22

23

24

25

26

27

28

29

30

31

32

33

34

35

36

37

38

39

40

41

42

43

44

45

46

47

48

49

50

51

52

53

54

55

56

57

58

59

60

61

62

63

64

65

66

67

68

69

70

71

72

73

74

75

76

77

78

79

80

81

82

83

84

85

86

87

88

89

90

91

92

93

94

95

96

97

98

99

100

101

102

103

104

105

106

107

108

109

110

111

112

113

114

115

116

117

118

119

120

121

122

123

124

125

126

127

128

129

130

131

132

133

134

135

136

137

138

139

140

141

142

143

144

145

146

147

148

149

150

151

152

153

154

155

156

157

158

159

160

161

162

163

164

165

166

167

168

169

170

171

172

173

174

175

176

177

178

179

180

181

182

183

184

185

186

187

188

189

190

191

192

193

194

195

196

197

198

199

200

201

202

203

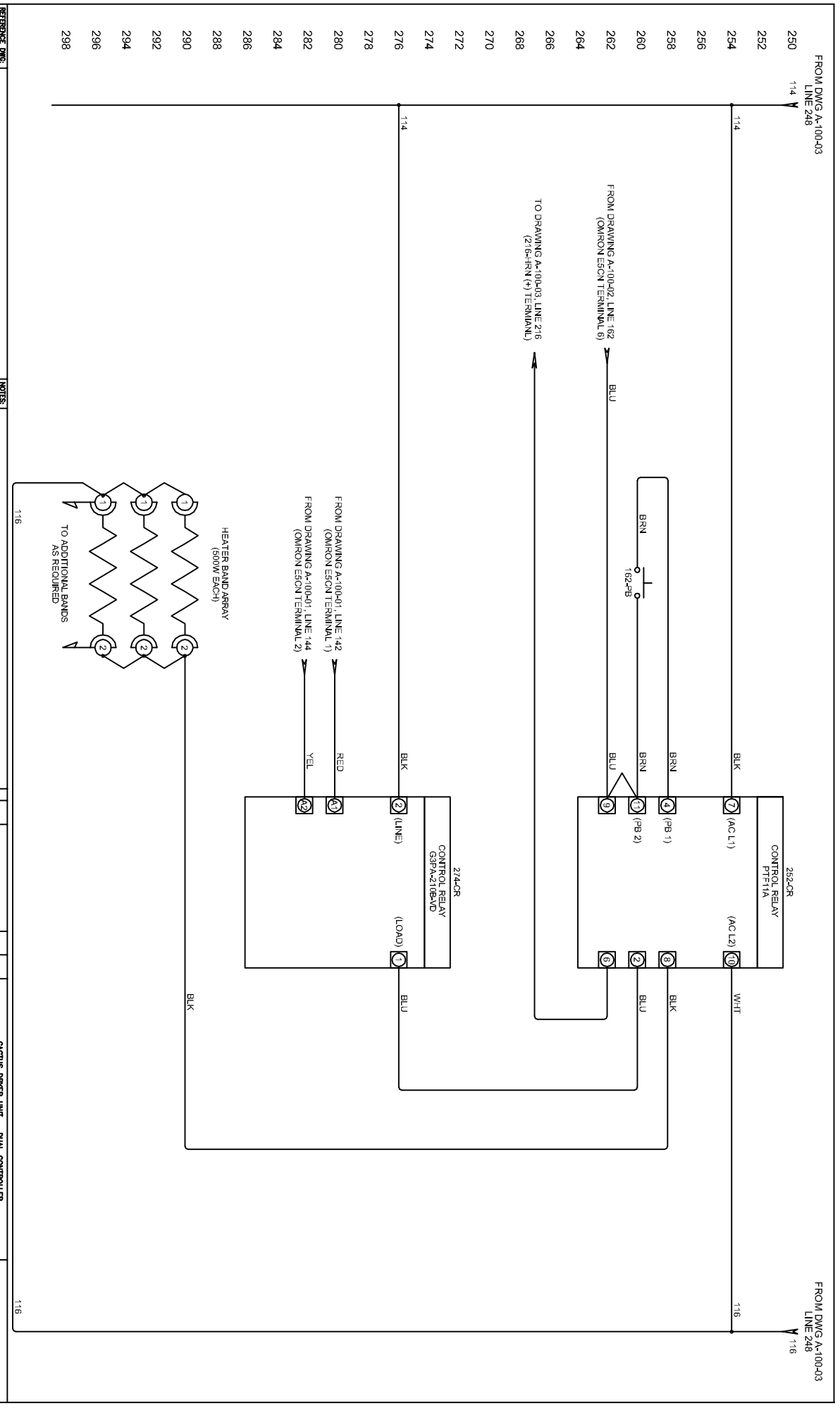
204

205

206

207

208



250 FROM DWG A-100-D3
LINE 248
114

252

254

256

258

260

262 FROM DRAWING A-100-D2, LINE 162
(OMRON ESCO TERMINAL 6)
BLU

264

266

268 TO DRAWING A-100-D3, LINE 216
(216-BRN (+) TERMINAL)

270

272

274

276

278

280

282 FROM DRAWING A-100-D1, LINE 142
(OMRON ESCO TERMINAL 1)
RED

284 FROM DRAWING A-100-D7, LINE 144
(OMRON ESCO TERMINAL 2)
YEL

286

288

290

292

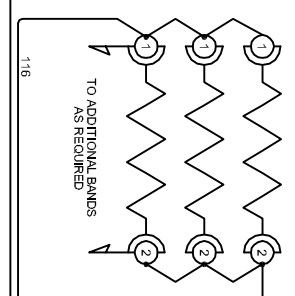
294

296

298

REFERENCE DWG:

NOTES:



REVISIONS:

NO.	DATE	DESCRIPTION	BY	CHKD
1				
2				
3				
4				
5				
6				
7				
8				
9				
10				

CACTUS DRIVER UNIT - DUAL CONTROLLER
POWER DISTRIBUTION SCHEMATIC

CACTUS MACHINERY
SCALE: 1:1

DRAWN BY: JMB
CHECKED BY: JMB
APPROVED BY: JMB

DRAWING NUMBER
A-103-04