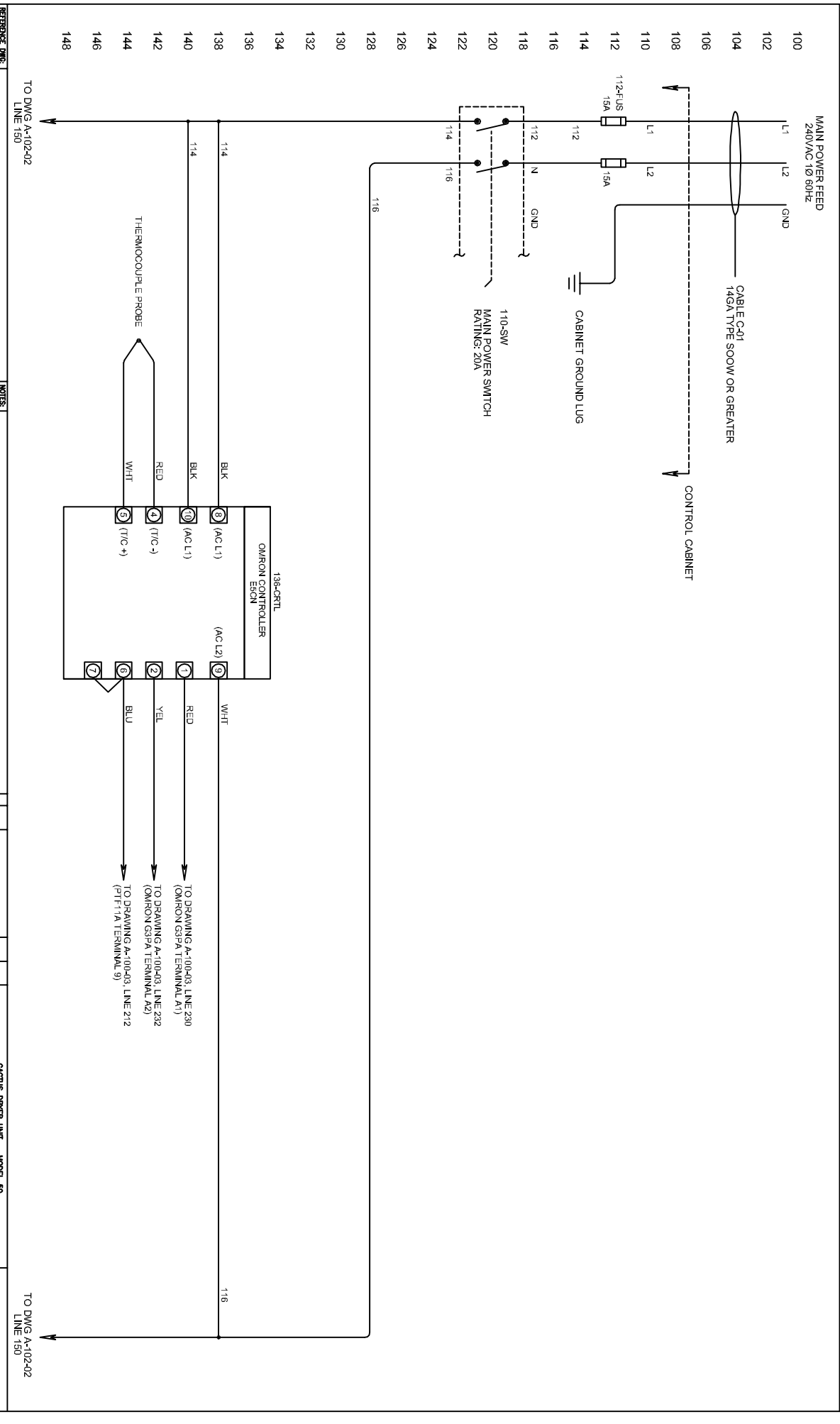


CACTUS DRYER UNIT - DUAL CONTROLLER MODEL 50 POWER DISTRIBUTION / WIRING SCHEMATIC

SHEET 00 OF 04

CACTUS MACHINERY
1570 GEORGETOWN ROAD
HUDSON, OHIO 44236

REFERENCE DIM:		NOTES:	
1	UNIT FOR CONNECTION	2	DATE
3	DESCRIPTION	4	DATE
5	REVISION	6	DATE
DRAWN BY: JMB		PROJECT NO: A-103-00	
CHECKED BY:		DATE:	
APPROVED BY:		SCALE:	
DATE:		DRAWING NUMBER	
PROJECT NO:		A-103-00	
PROJECT NAME:		CACTUS DRYER UNIT - MODEL 50 POWER DISTRIBUTION / WIRING SCHEMATIC	



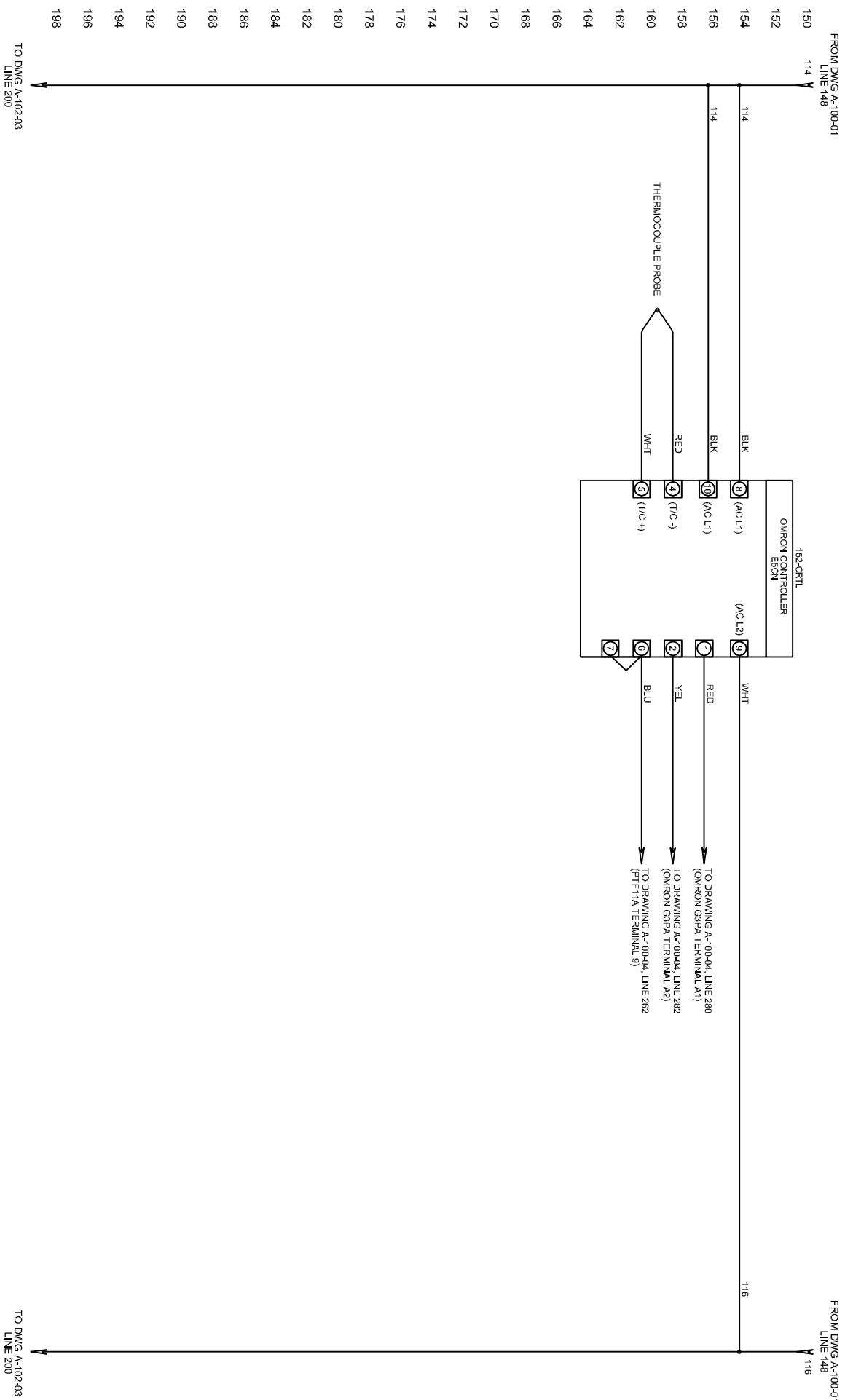
REFERENCE DWG: A-102-01

NOTES:

NO.	REVISION	DATE	BY	CHKD BY	DESCRIPTION
1	REV. 01	01/01/01	J. SMITH	M. JONES	INITIAL DESIGN
2	REV. 02	02/01/01	J. SMITH	M. JONES	REVISED FOR MANUFACTURING

PROJECT: CACTUS PAPER UNIT - MODEL 50
POWER DISTRIBUTION / WIRING SCHEMATIC

DRAWING NUMBER: A-102-01



FROM DWG A-100-01
LINE 148

FROM DWG A-100-01
LINE 148

TO DWG A-102-03
LINE 200

TO DWG A-102-03
LINE 200

150

152

154

156

158

160

162

164

166

168

170

172

174

176

178

180

182

184

186

188

190

192

194

196

198

TO DWG A-102-03
LINE 200

TO DWG A-102-03
LINE 200

NOTES:

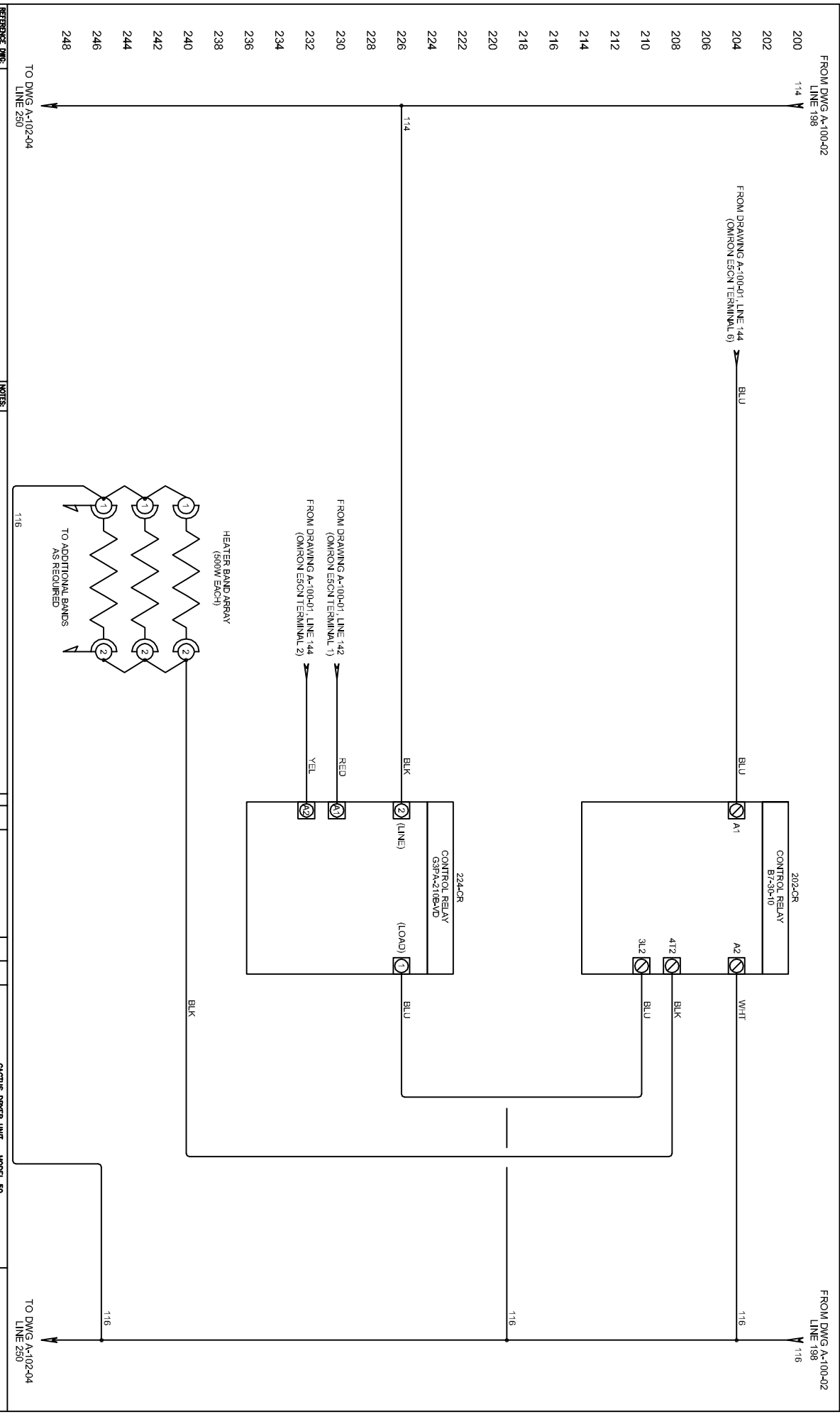
NO.	REV.	DATE	DESCRIPTION	BY	CHK
1	07-28		FOR CONSTRUCTION		
2	08-15		FOR CONSTRUCTION		
3	08-15		FOR CONSTRUCTION		
4	08-15		FOR CONSTRUCTION		
5	08-15		FOR CONSTRUCTION		

DESIGNED BY: JMB	PROJECT NUMBER: A-103-02
CHECKED BY: JMB	DRAWING NUMBER: A-103-02
APPROVED BY: JMB	
DATE: 07-28	
SCALE: 1:1	
CACTUS MACHINERY	
CACTUS POWER UNIT - MODEL 50	
POWER DISTRIBUTION SCHEMATIC	

REFERENCE DWG:

TO DWG A-102-03
LINE 200

TO DWG A-102-03
LINE 200



REFERENCE DWG:

NOTES:

TO DWG A-102-04 LINE 250

TO DWG A-102-04 LINE 250

TO DWG A-102-04 LINE 116

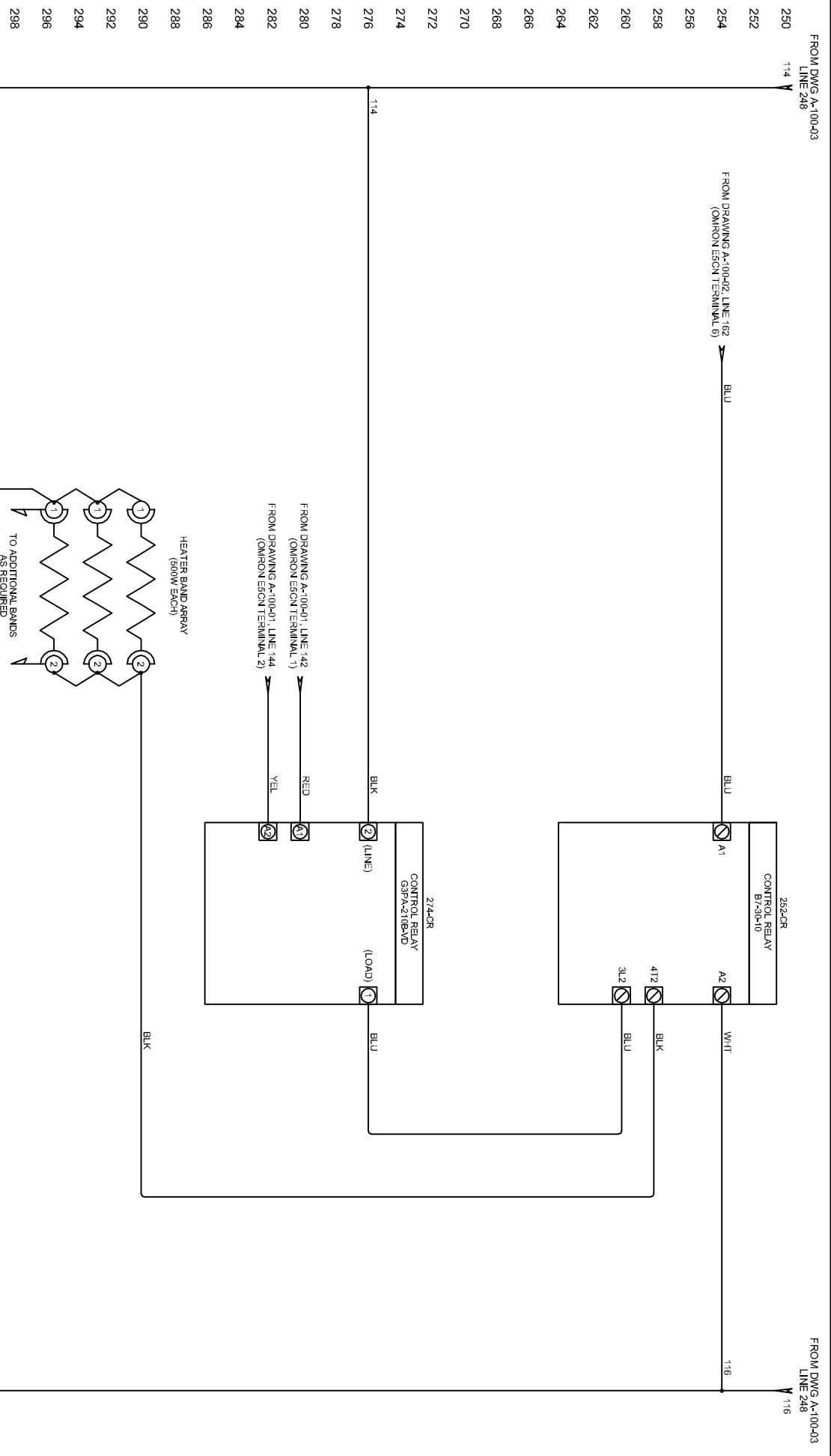
TO DWG A-102-04 LINE 116

NO.	REV.	DATE	DESCRIPTION	BY	CHKD.
1			FOR CONSTRUCTION		
2					
3					
4					
5					
6					
7					
8					
9					
10					
11					
12					
13					
14					
15					
16					
17					
18					
19					
20					
21					
22					
23					
24					
25					
26					
27					
28					
29					
30					
31					
32					
33					
34					
35					
36					
37					
38					
39					
40					
41					
42					
43					
44					
45					
46					
47					
48					
49					
50					

CACTUS PAPER UNIT - MODEL 50
POWER DISTRIBUTION SCHEMATIC

CACTUS MACHINERY
COLUMBIAN ALUMINUM
COLUMBIAN ALUMINUM

DRAWING NUMBER
A-102-03



250
252
254
256
258
260
262
264
266
268
270
272
274
276
278
280
282
284
286
288
290
292
294
296
298

REFERENCE DIM:

NOTES:

114 116 116 116

CACTUS UPPER UNIT - MODEL 50 POWER DISTRIBUTION SCHEMATIC				CACTUS MACHINERY DRAWING NUMBER A-103-04			
DESIGNED BY:	DATE:	APPROVED BY:	SCALE:	DESIGNED BY:	DATE:	APPROVED BY:	SCALE: